

UAR-21012

Arizona 1 Light Column



28w COB
1,826 Lumens

Weight 51.3 lbs

IP55
Suitable for wet locations

IK08
Impact Resistant [Vandal Resistant]

EPA - 0.508m² → 5.47ft²

Pole Included

Construction

Aluminum
Less than 0.1% copper content – Marine Grade 6060 extruded & LM6 Aluminum High Pressure die casting provides excellent mechanical strength, clean detailed product lines and excellent heat dissipation.

Pre paint
8 step decrease and phosphate process that includes deoxidizing and etching as well as a zinc and nickel phosphate process before product painting.

Memory Retentive -Silicon Gasket
Provided with special injection molded "fit for purpose" long life high temperature memory retentive silicon gaskets. Maintains the gaskets exact profile and seal over years of use and compression.

Thermal management
LM6 Aluminum is used for its excellent mechanical strength and thermal dissipation properties in low and high ambient temperatures. The superior thermal heat sink design by Ligman used in conjunction with the driver, controls thermals below critical temperature range to ensure maximum luminous flux output, as well as providing long LED service life and ensuring less than 10% lumen depreciation at 50,000 hours.

Surge Suppression
Standard 10kv surge suppressor provided with all fixtures.

BUG Rating
B1 - U3 - G0

Finishing
All Ligman products go through an extensive finishing process that includes fettling to improve paint adherence.

Paint
UV Stabilized 4.9Mil thick powder coat paint and baked at 200 Deg C. This process ensures that Ligman products can withstand harsh environments. Rated for use in natatoriums.

MicroPRIM Finishes

MicroPRIM is Ligman's trade marked decorative powder coating technology that permanently infuses colors, patterns, or imagery directly into the surface of luminaires and poles while providing protections that standard powder coating does not offer.

MicroPRIM finishes include nature-inspired wood grains and stone aesthetics, material-inspired finishes such as brushed metal, concrete, and carbon fiber. Solid colors in Ligman standard colors, as well as any RAL or Pantone color, Decorative patterns, custom imagery and more.

Coating and Infusion Process

Metal components are pre-treated and powder coated with a proprietary polyurethane-based coating engineered for outdoor architectural use. Decorative patterns or imagery are then permanently infused into the cured powder coat through a heat-based process, creating a durable, integrated finish.

Performance and Validation

MicroPRIM finishes are suitable for indoor and outdoor applications and meet AAMA2605 architectural coating requirements. Performance is validated through laboratory and real-world testing to ASTM standards for UV exposure, adhesion, abrasion, impact, salt spray, chemical resistance, and graffiti resistance.

All MicroPRIM finishes are backed by Ligman's 10-year warranty.

Key Performance Attributes

- Anti-graffiti resistance
- UV and weather resistance
- Scratch and abrasion resistance
- Natatorium Rated for installation in corrosive environments

Hardware
Provided Hardware is Marine grade 316 Stainless steel.

Anti Seize Screw Holes
Tapped holes are infused with a special anti seize compound designed to prevent seizure of threaded connections, due to electrolysis from heat, corrosive atmospheres and moisture.

High Impact Acrylic Lens
Manufactured with Ultra High Impact, Naturally UV Stabilized Injection Molded Acrylic.

Optics & LED
Precise optic design provides exceptional light control and precise distribution of light.
LED CRI > 80

Lumen - Maintenance Life
L80 /B10 at 50,000 hours (This means that at least 90% of the LED still achieve 80% of their original flux)

Streamlined lighting column. Clean-lined, smooth round decorative ambient lighting column with opal lateral diffuser.

Complementing the Arizona family of outdoor floodlight columns and wall mounted sconces, is the Arizona 1. The Arizona 1 is a 6" diameter column and incorporates precision optics that provides a type V distribution housed within a ultra high impact clear acrylic lens. This modern aesthetic design can be specified with different wattages if necessary to provide the perfect lighting solution and can be used to light areas, such as campuses, parks, recreational areas and public spaces.

This luminaire is provided with an integral driver housed within a waterproof electrical compartment secured inside the pole. The luminaire is pre-wired with power cord to the handhole to simplify installation. The Arizona is available with two different LED packages, namely COB (See UAR-20973) which is available with a very wide type V distribution and the HP LED version (see UAR-20974) for Type II, III & IV light distributions. Color temperature 2700K, 3000K, 3500K and 4000K, LED CRI >80 and life time 50,000 Hours.

Reduced wattages can be provided to provide Title 24 compliance .

For non standard fixture variations, as well as specific perforated reflector requirements and decorative house side shields, please contact the factory. This product is provided complete with anchor bolts and laser cut steel bolt template. For alternate root mount installation, please specify.

Additional Options (Consult Factory For Pricing)



A90991
Zhaga Book 18



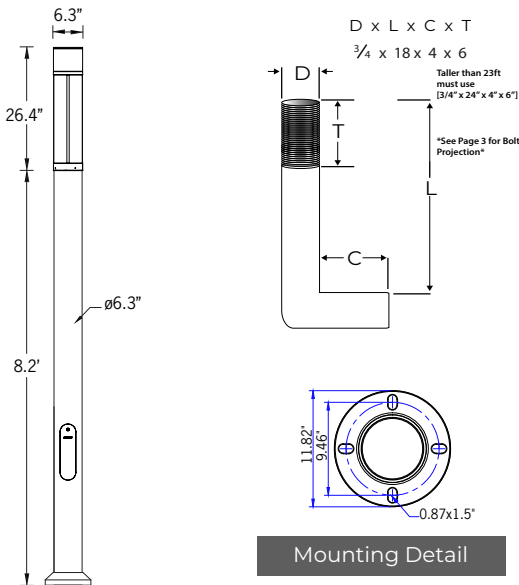
A90891
NEMA 7



MS
Motion Sensor
(Up to 40ft)



A20791
Root Mount Kit



Not to scale template

This drawing is being furnished for reference dimensions only and cannot be used as a template to set anchor bolts. Since it is "not to scale" Ligman accepts no responsibility for its intended use. Refer to site plans and specification before installing any anchor bolts.

• Contact Ligman Lighting USA for bolt template prior to pouring anchor bolts.



UAR-21012

Arizona 1 Light Column

| | | | |
|---------|--|------|--|
| PROJECT | | DATE | |
|---------|--|------|--|

| | | | | | |
|----------|--|------|--|------|--|
| QUANTITY | | TYPE | | NOTE | |
|----------|--|------|--|------|--|

ORDERING EXAMPLE || UAR - 21012 - 28w LED - W30 - 02 - 120/277v

| | | | | |
|-------------------------|--|---|--|----------|
| UAR-21012 | | | | |
| LAMP | LED COLOR | FINISH COLOR | | VOLTAGE |
| 28w COB 1,826 Lumens | W27 - 2700K W30 - 3000K W35 - 3500K W40 - 4000K | 01 - BLACK RAL 9011 02 - DARK GREY RAL 7043 03 - WHITE RAL 9003 04 - METALLIC SILVER RAL 9006 05 - MATTE SILVER RAL 9006 06 - LIGMAN BRONZE 07 - CUSTOM RAL | | 120/277v |

| | | | |
|--------------------|--|--|--|
| | | | |
| ADDITIONAL OPTIONS | | | |

- DIM - 0-10v Dimming
- NAT - Natatorium Rated
- GFCI - GFCI Box
- HGT - Custom Height (Specify)
- A20791 - Root Mount Kit
- CSA - CSA Rated Approved for Canada
- A90891 - NEMA 7
- A90991-U - Zhaga Book 18 Mounted On Top of Fixture
- A90991-D - Zhaga Book 18 Mounted Below Fixture
- BPC - Button Photocell
- MS - Motion Sensor (Up to 40ft detection range)



More Custom Finishes Available Upon Request

Consult factory for pricing and lead times

MicroPRIM FINISHES

- SW01 - OAK FINISH
- SW02 - WALNUT FINISH
- SW03- PINE FINISH
- DF - DOUGLAS FIR FINISH
- CW - CHERRY WOOD FINISH
- NW - NATIONAL WALNUT FINISH
- SU01 - CONCRETE FINISH
- SU02 - SOFTSCAPE FINISH
- SU03 - STONE FINISH
- SU04 - CORTEN FINISH
- CSM - Custom Image/Pattern

MicroPRIM FINISHES

- MP - MAPLE FINISH
- MHG - MAHOGANY FINISH
- BH - BEECH FINISH
- CN - CHESTNUT FINISH
- WMBL - WHITE MARBLE FINISH
- MBL - MARBLE FINISH
- GRNT - GRANITE FINISH
- BGD - BRUSHED GOLD FINISH
- BBRZ - BRUSHED BRONZE FINISH
- CAMO - CAMOUFLAGE FINISH

- MP01 - MicroPRIM RAL 9011 Black (Glossy)
- MP02 - MicroPRIM RAL 7043 Dark Grey (Glossy)
- MP03 - MicroPRIM RAL 9003 White (Glossy)
- MP04 - MicroPRIM RAL 9006 Metallic Silver (Glossy)
- MP05 - MicroPRIM RAL 9006 Matte Silver (Matte/Textured)
- MP06 - MicroPRIM Ligman Bronze (Glossy)
- MP07 - MicroPRIM Custom Color (Glossy)

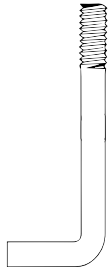


MicroPRIM Finish

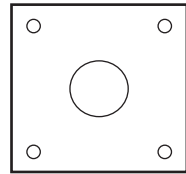
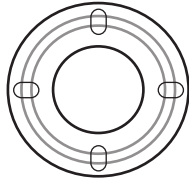


Anchor Bolt Installation for Poles

What's Included Per Pole



x 4



x 8

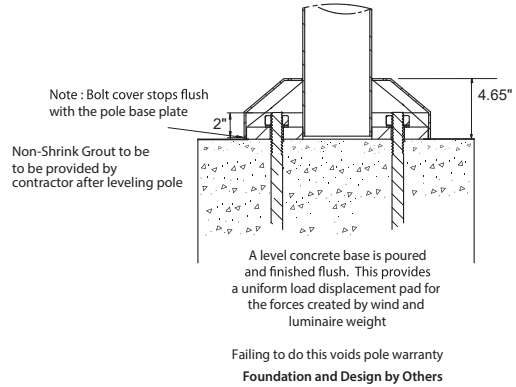


x 8

A single anchor bolt template is provided per pole size to be used for the poles on the project.

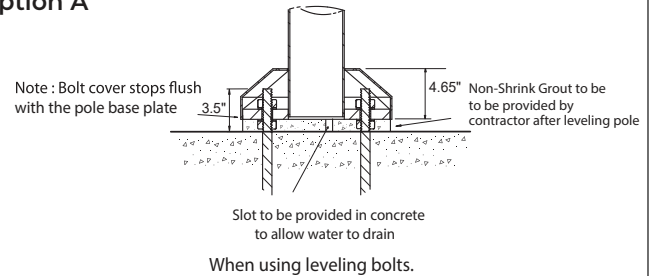
Anchor bolt template may be round or square dependant upon which pole is being used.

Preferred Pole Installation



In rare instances where leveling bolts have to be used, it is important that a flush concrete surface is created to mount the pole base plate.
NOTE: When using leveling bolts, bolt projection should be 3.5"

Using Leveling Bolts Option A

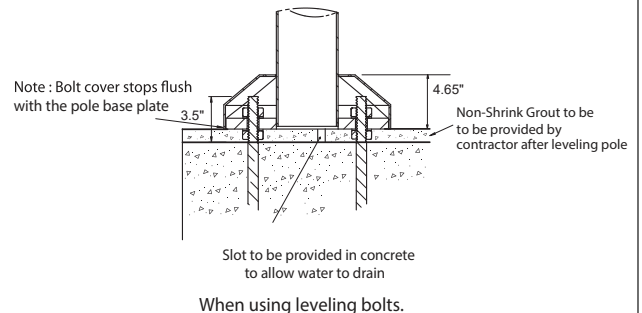


After establishing a level platform the space between the original concrete surface and the pole base should be filled with concrete and finished flush.

This provides a uniform load displacement pad for the forces created by wind and luminaire weight

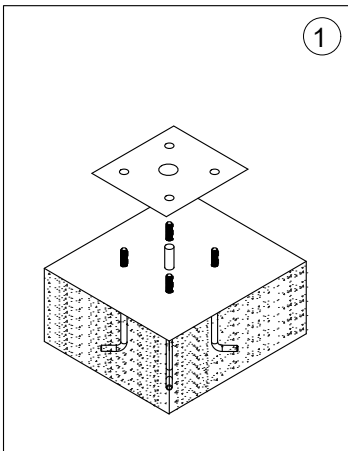
Foundation and Design by Others

Using Leveling Bolts Option B



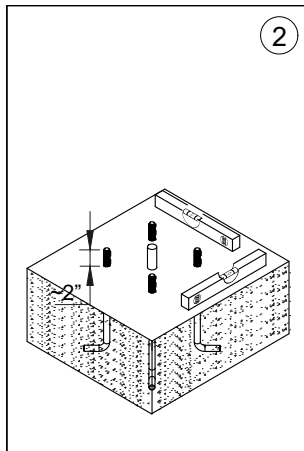
After establishing a level platform the space between the original concrete surface and the pole base should be filled with concrete and finished flush.

This provides a uniform load displacement pad for the forces created by wind and luminaire weight



1

Use anchor bolt template to set anchor bolts into concrete as per civil engineering instructions.



2


Ensure that the concrete is plumb using a level. Failing to do this will result in pole being uneven or tilted.

Ligman does not provide foundation details. A local engineer that is familiar with the site soil conditions should provide this information.

NOTE:

Ligman does not recommend using leveling Shims for pole installations.

Leveling shims can be provided, contact Ligman for more information.



Leveling Shim Example