

# UWEL-20003

## Wellington 1 Post Top



145w LED  
(15,475 - 18,363) Lumens

IP66  
Suitable for wet locations

IK08  
Impact Resistant [Vandal Resistant]

EPA - 0.07m<sup>2</sup> | 0.75 ft<sup>2</sup>

Weight - 31 lbs

**POLE NOT INCLUDED**  
\*\*Not Compatible with Integral Occupancy Sensor\*\*



### Construction

#### Aluminum

Less than 0.1% copper content - Marine Grade 6060 extruded & LM6 Aluminum High Pressure die casting provides excellent mechanical strength, clean detailed product lines and excellent heat dissipation.

#### Pre\_paint

8 step degrease and phosphate process that includes deoxidizing and etching as well as a zinc and nickel phosphate process before product painting.

#### Memory Retentive -Silicon Gasket

Provided with special injection molded "fit for purpose" long life high temperature memory retentive silicon gaskets. Maintains the gaskets exact profile and seal over years of use and compression.

#### Thermal management

LM6 Aluminum is used for its excellent mechanical strength and thermal dissipation properties in low and high ambient temperatures. The superior thermal heat sink design by Ligman used in conjunction with the driver, controls thermals below critical temperature range to ensure maximum luminous flux output, as well as providing long LED service life and ensuring less than 10% lumen depreciation at 50,000 hours.

#### Surge Suppression

Standard 10kv surge suppressor provided with all fixtures.

#### BUG Rating

B2 - U2 - G2, B3 - U2 - G2, B4 - U2 - G2, B5 - U2 - G1

#### Finishing

All Ligman products go through an extensive finishing process that includes fettling to improve paint adherence.

#### Paint

UV Stabilized 4.9Mil thick powder coat paint and baked at 200 Deg C. This process ensures that Ligman products can withstand harsh environments. Rated for use in natatoriums.

#### MicroPRIM Finishes

MicroPRIM™ is Ligman's trade marked decorative powder coating technology that permanently infuses colors, patterns, or imagery directly into the surface of luminaires and poles while providing protections that standard powder coating does not offer.

MicroPRIM finishes include nature-inspired wood grains and stone aesthetics, material-inspired finishes such as brushed metal, concrete, and carbon fiber, Solid colors in Ligman standard colors, as well as any RAL or Pantone color, Decorative patterns, custom imagery and more.

#### Coating and Infusion Process

Metal components are pre-treated and powder coated with a proprietary polyurethane-based coating engineered for outdoor architectural use. Decorative patterns or imagery are then permanently infused into the cured powder coat through a heat-based process, creating a durable, integrated finish.

#### Performance and Validation

MicroPRIM™ finishes are suitable for indoor and outdoor applications and meet AAMA 2605 architectural coating requirements. Performance is validated through laboratory and real-world testing to ASTM standards for UV exposure, adhesion, abrasion, impact, salt spray, chemical resistance, and graffiti resistance.

All MicroPRIM finishes are backed by Ligman's 10-year warranty.

#### Key Performance Attributes

- Anti-graffiti resistance
- UV and weather resistance
- Scratch and abrasion resistance
- Natatorium Rated for installation in corrosive environments)

#### Hardware

Provided Hardware is Marine grade 316 Stainless steel.

#### Anti Seize Screw Holes

Tapped holes are infused with a special anti seize compound designed to prevent seizure of threaded connections, due to electrolysis from heat, corrosive atmospheres and moisture.

#### Crystal Clear Low Iron Glass Lens

Provided with tempered, impact resistant crystal clear low iron glass ensuring no green glass tinge.

#### Optics & LED

Precise optic design provides exceptional light control and precise distribution of light.  
LED CRI > 80

#### Lumen - Maintenance Life

L80 /B10 at 50,000 hours (This means that at least 90% of the LED still achieve 80% of their original flux)

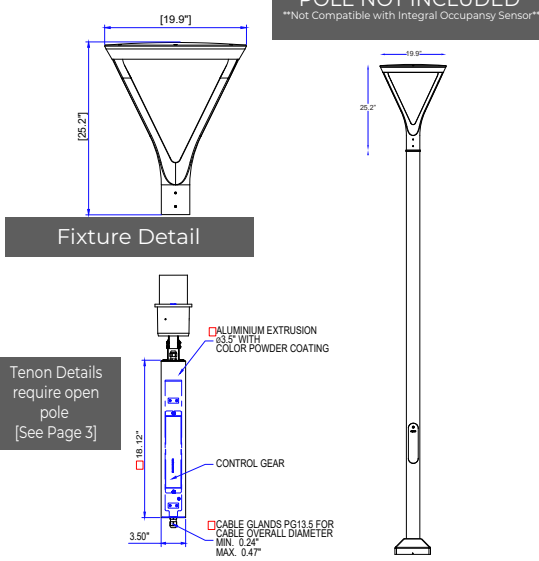
## WELLINGTON

WELLINGTON is a premium post-top luminaire for parks, pathways, streetscapes, and urban public spaces.

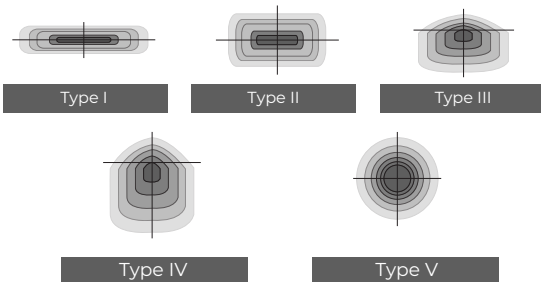
A dual-output optical system provides independent control of beam distribution and color temperature on each side of the fixture. allowing designers to balance pedestrian safety with environmentally sensitive lighting toward adjacent areas within a single luminaire. Multiple MicroVOS optical distributions per luminaire, independent CCT selection and clear or frosted glass options deliver precise visual control.

WELLINGTON achieves luminous efficacies up to 138lm/W with light output up to 18,363 lumens, glare ratings as low as G1 and a DarkSky compliant design that minimizes upright and light trespass. Robust thermal management supports operation in ambient temperatures up to 50°C. with optional integrated controls and smart-lighting compatibility for adaptive, energy-efficient installations.

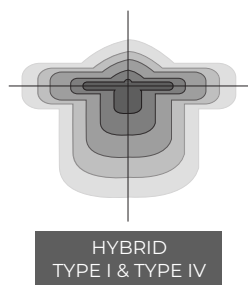
Built with durable materials and timeless styling, WELLINGTON offers long-lasting reliability and a refined aesthetic that enhances both contemporary and heritage landscapes.



Ligman's micro Variable Optical System provides the ability to interchange, mix & rotate optics to provide specific light distributions for optimized spacing and uniformity.



The variable optic system allows for the designer to create hybrid distributions for precise lighting requirements.



PROJECT		DATE	
---------	--	------	--

QUANTITY		TYPE		NOTE	
----------	--	------	--	------	--

ORDERING EXAMPLE || UWEL - 20003 - 145w - T2 - W30 - 02 - 120/277v - Options

UWEL-20003					
LAMP	BEAM	LED COLOR	FINISH COLOR	VOLTAGE	
145w LED 15,475 - 18,363 Lumens	W - Wide Beam: 51° x 64° EW - Extra Wide Beam: 111° x 106° T2 - Type II Distribution T3 - Type III Distribution T4 - Type IV Distribution ME - Type ME Distribution	W27 - 2700K W30 - 3000K W35 - 3500K W40 - 4000K AMB - <span style="color: orange;">TURTLE FRIENDLY</span> Amber LED	01 - BLACK RAL 9011 02 - DARK GREY RAL 7043 03 - WHITE RAL 9003 04 - METALLIC SILVER RAL 9006 05 - MATTE SILVER RAL 9006 06 - LIGMAN BRONZE 07 - CUSTOM RAL	120/277v 347-480v	

**FOR SPLIT BEAM, SPECIFY BELOW**

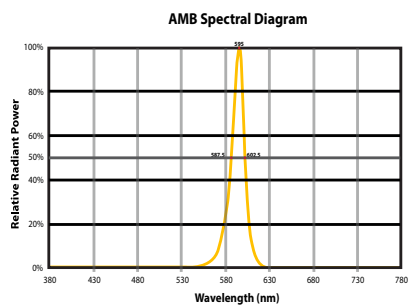
SPLIT BEAM FRONT	LED COLOR	SPLIT BEAM BACK	LED COLOR
W - Wide Beam: 51° x 64° EW - Extra Wide Beam: 111° x 106° T2 - Type II Distribution T3 - Type III Distribution T4 - Type IV Distribution ME - Type ME Distribution	W27 - 2700K W30 - 3000K W35 - 3500K W40 - 4000K AMB - <span style="color: orange;">TURTLE FRIENDLY</span> Amber LED	W - Wide Beam: 51° x 64° EW - Extra Wide Beam: 111° x 106° T2 - Type II Distribution T3 - Type III Distribution T4 - Type IV Distribution ME - Type ME Distribution	W27 - 2700K W30 - 3000K W35 - 3500K W40 - 4000K AMB - <span style="color: orange;">TURTLE FRIENDLY</span> Amber LED

<p><b>MicroPRIM FINISHES</b></p> <ul style="list-style-type: none"> <li> SW01 - OAK FINISH</li> <li> SW02 - WALNUT FINISH</li> <li> SW03 - PINE FINISH</li> <li> DF - DOUGLAS FIR FINISH</li> <li> CW - CHERRY WOOD FINISH</li> <li> NW - NATIONAL WALNUT FINISH</li> <li> SU01 - CONCRETE FINISH</li> <li> SU02 - SOFTSCAPE FINISH</li> <li> SU03 - STONE FINISH</li> <li> SU04 - CORTEN FINISH</li> <li> CSM - Custom Image/Pattern</li> </ul>	<p><b>MicroPRIM FINISHES</b></p> <ul style="list-style-type: none"> <li> MP - MAPLE FINISH</li> <li> MHG - MAHOGANY FINISH</li> <li> BH - BEECH FINISH</li> <li> CN - CHESTNUT FINISH</li> <li> WMBL - WHITE MARBLE FINISH</li> <li> MBL - MARBLE FINISH</li> <li> GRNT - GRANITE FINISH</li> <li> BCD - BRUSHED GOLD FINISH</li> <li> BBRZ - BRUSHED BRONZE FINISH</li> <li> CAMO - CAMOUFLAGE FINISH</li> </ul>
<ul style="list-style-type: none"> <li> MP01 - MicroPRIM RAL 9011 Black (Matte/Textured)</li> <li> MP02 - MicroPRIM RAL 7043 Dark Grey (Matte/Textured)</li> <li> MP03 - MicroPRIM RAL 9003 White (Matte/Textured)</li> <li> MP04 - MicroPRIM RAL 9006 Silver (Glossy)</li> <li> MP05 - MicroPRIM RAL 9006 Silver (Matte/Textured)</li> <li> MP06 - MicroPRIM Ligman Bronze (Matte/Textured)</li> <li> MP07 - MicroPRIM Custom Color</li> </ul>	

<b>ADDITIONAL OPTIONS</b>		

- DIM - 0-10v Dimming
- NAT - Natorium Rated
- A90891 - NEMA 7
- BS - Bird Spikes
- A90991 - Zhaga Book 18 Mounted On Top of Fixture
- IHSS - Internal House Side Shield

CITY OF FLAGSTAFF & TURTLE FRIENDLY COMPLIANT



**Narrow-Spectrum Amber LEDs**  
 Peak wavelength between 585 & 595 nanometers and a full width of 50% power no greater than 15 nanometers.



# Required Wellington Pole Information

Additional pole information is required while using Wellington post top fixtures.

## Ligman-Supplied Poles

Ligman provides poles specifically designed for this fixture.

Pole size, finish, and color will match the fixture exactly.

Competitive pricing is available through the Ligman Lighting USA Quotations Department.

## Poles from other Manufacturers

Using poles from other manufacturers require additional information to ensure that Ligman's Tenon assembly will fit correctly.

## Important Notes:

The gear tray is installed inside the pole and is connected to a Ligman-supplied tenon assembly.

The tenon assembly contains the power entry for the fixture.

Once the Pole Diameter and Thickness is Confirmed, the installer, customer or contractor must provide the illustration shown below to the pole manufacturer. This ensures that the tenon fastening holes are positioned correctly to accept the Ligman tenon assembly.

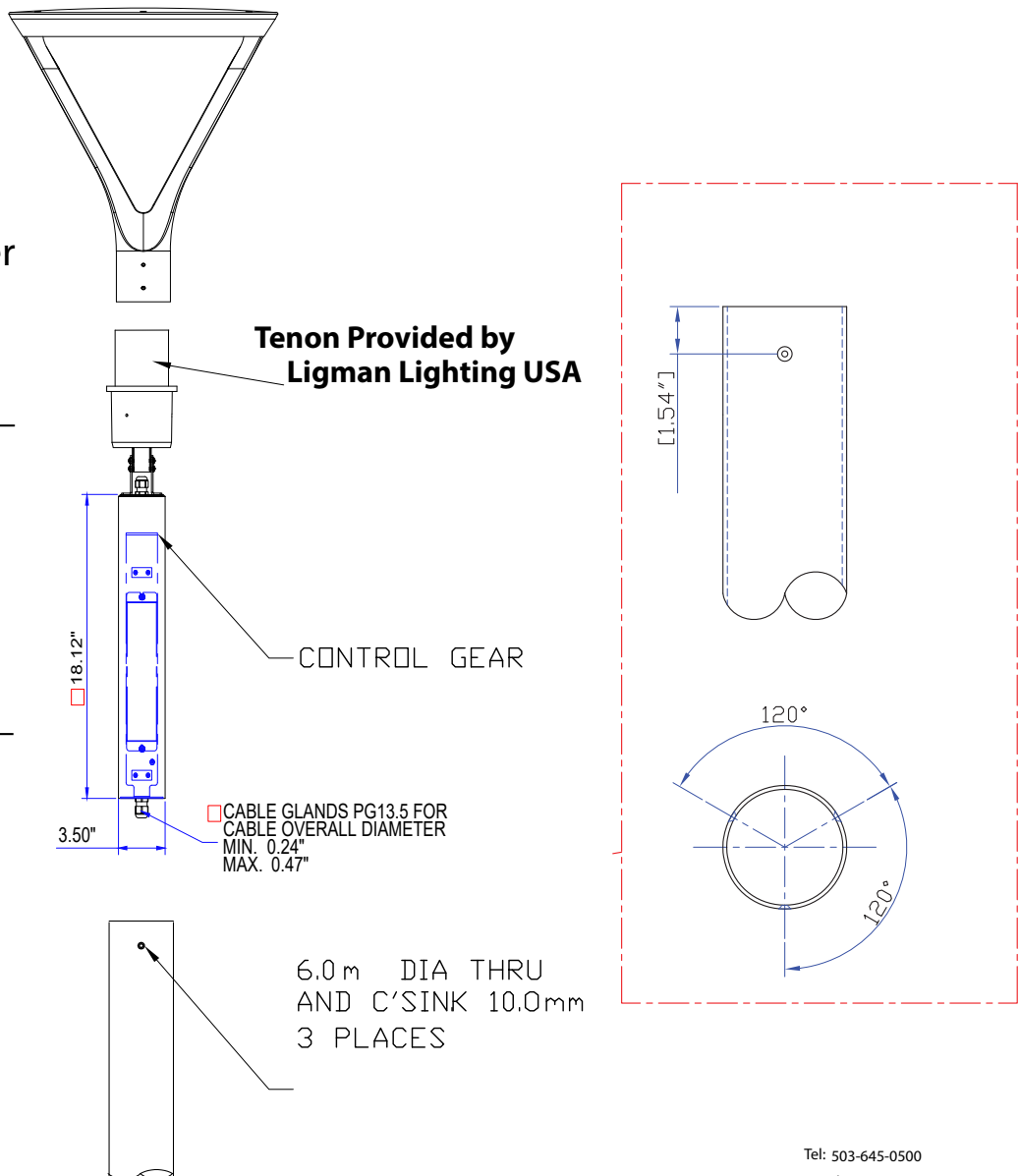
**For additional information, contact Ligman Lighting USA.**

### Pole Outside Diameter

- 4"
- 4.5"
- Other - \_\_\_\_\_

### Wall Thickness

- 0.125"
- 0.188"
- Other - \_\_\_\_\_



Tel: 503-645-0500

Email: [info@ligmanlightingusa.com](mailto:info@ligmanlightingusa.com)

Website: [www.ligmanlightingusa.com](http://www.ligmanlightingusa.com)